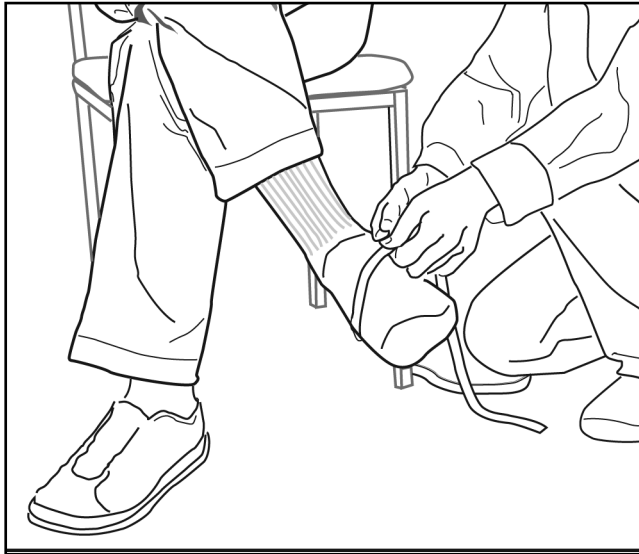


# Measuring Instructions

JL Mercer Boot Co.  
*legendary bootmakers*  
 since 1923

(325) 658-7634  
 224 S. Chadbourne  
 San Angelo, TX 76903



## How to take measurements for boots:

Read these directions carefully--then follow them step by step.

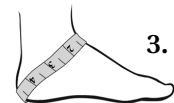
1. Sit down, crossing leg to be measured. (see Illustration-A)
2. Have measurements taken by another person, if possible.
3. Take measurements exactly as shown in each illustration.
4. Take up all slack in measuring tape but do not pull tight.
5. Take all foot measurements in socks.
6. Take calf height and leg measurements over bare leg.
7. Cross other leg and repeat above steps.



1. **BALL:** Place tape over ball joint on inside of foot. Pull firmly, but not tightly straight across the little toe and on around bottom of the foot.



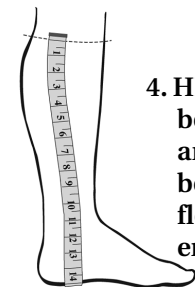
2. **INSTEP:** Place tape over instep bone and straight around--just in front of bone on outside of foot.



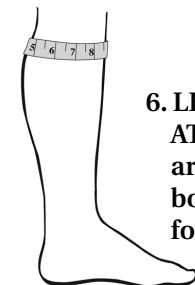
3. **HEEL:** Place tape around base of heel--under ankle bone--on around over top of foot above instep.



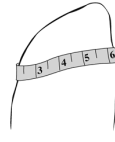
5. **CALF:** Place tape around largest part of calf over bare leg.



4. **HEIGHT OF BOOT:** To measure boot height, stand in stocking feet and put your weight evenly on both feet. Measure either leg from floor to height you want boots and enter measurement.  
*(enter same measurement for both RIGHT and LEFT foot columns)*



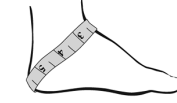
6. **LEG MEASUREMENT AT TOP OF BOOTS:** Pass tape around leg at height you want boots and enter measurements for both RIGHT and LEFT leg.



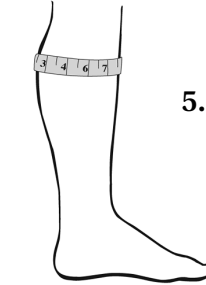
1. **BALL:** Place tape over ball joint on inside of foot. Pull firmly, but not tightly straight across the little toe and on around bottom of the foot.



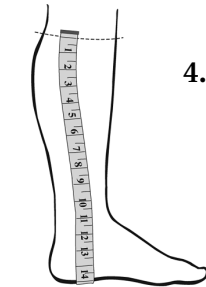
2. **INSTEP:** Place tape over instep bone and straight around--just in front of bone on outside of foot.



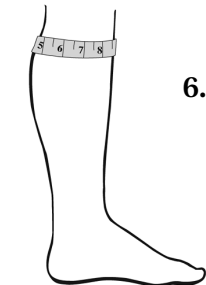
3. **HEEL:** Place tape around base of heel--under ankle bone--on around over top of foot above instep.



5. **CALF:** Place tape around largest part of calf over bare leg.



4. **HEIGHT OF BOOT:** To measure boot height, stand in stocking feet and put your weight evenly on both feet. Measure either leg from floor to height you want boots and enter measurement.  
*(enter same measurement for both RIGHT and LEFT foot columns)*



6. **LEG MEASUREMENT AT TOP OF BOOTS:** Pass tape around leg at height you want boots and enter measurements for both RIGHT and LEFT leg.

**Left Ball**

\_\_\_\_\_ inches

**Left Instep**

\_\_\_\_\_ inches

**Left Heel**

\_\_\_\_\_ inches

**Left Calf**

\_\_\_\_\_ inches

**Left Height**

\_\_\_\_\_ inches

**Left Leg**

\_\_\_\_\_ inches